



# PRE-K

## PRE AND POST VISIT ACTIVITIES

### BRIGHT FROM THE START: GELDS

CD-CR1.4a. Uses dance to express thoughts, feelings and energy. Uses dance as an outlet for creativity.

CD-SC3.4a. Observes, explores and describes a variety of animals and plants. Describes their basic needs and life cycles.

CD-SC3.4b Discriminates between living and non-living things.

CD-SC1.4a Uses senses to observe, classify and learn about objects and environment.

### PRE-VISIT

#### GUIDING QUESTIONS

Are plants living or non-living objects?

What makes them living organisms?

How are plants different from other living organisms like animals or fungi?

How do leaves/flowers/stems/seeds/roots look different?

#### ACTIVITY Plant and Animal Drama

- Talk about the life cycle of a plant and act it out with your students by having them start as a seed on the ground and then slowly stretch and grow into a tall plant.
- Act out the things you might see at the Garden (butterfly, bird, bee, flower swaying in the wind, tall tree, worm, praying mantis, roly poly, frog, dragonfly, rock)

### POST-VISIT

#### WRAP UP QUESTIONS

What did you see, hear and touch during our visit to the Garden?

How were some of the plants different?

How were some of the flowers different?

What animals did we see?

What non-living objects did we see?

#### ACTIVITY Plant a seed

Plant a seed and watch it grow (recommended seeds: beans, marigolds, zinnias, sunflowers).

What do seeds need to grow?

What does the plant need to grow?

#### ACTIVITY Design your own plant

Create your own plant using various art materials or by drawing/painting it on a piece of paper.

How is your plant unique?

### SUGGESTED RESOURCES

[Lola Plants a Garden](#) by Anna McQuinn and Rosalind Beardshaw

[Over in the Garden](#) by Jennifer Ward

[Plant the Tiny Seed](#) by Christie Matheson

[The Listening Walk](#) by Paul Showers



# PRE-K

## THEMES

- Non-living vs. living
- Exploring the Garden through sight, touch and sound

## SUGGESTED DESTINATIONS

- Fuqua Conservatory Tropical Rotunda
- Anne Cox Chambers Flower Walk
- Edible Garden



## GARDEN ACTIVITIES

### LIVING VS. NON-LIVING

**Location:** Everywhere

As you walk through the garden, take note of all the living and non-living things you see and hear. Living organisms need food, air and water to move, grow and reproduce. Plants and animals are living things. Examples of non-living things are a rock or building. If you see someone taking care of the plants (water, trimming, planting), talk about what that person is doing to help the plants grow.

### LISTENING WALK

**Location:** Fuqua Conservatory, Tropical Rotunda

As you walk through the Tropical Rotunda, listen to the sounds around you. You may hear the trill of a Poison Dart Frog or the "CO-KEE" of the coqui frogs. Can you hear your feet walking over the bridge or the sound of the waterfall? This is a great activity to do throughout your visit. When you open up your ears, you can truly discover the orchestra of the Garden!

### TOUCH EXPLORATION

**Location:** Anne Cox Chambers Flower Walk

Gently touch the leaves growing along the Flower Walk, using two fingers. Can you find leaves that are soft, smooth, rough, or scratchy? Please ask students to keep their feet on the sidewalk when touching leaves.

### EATING A RAINBOW

**Location:** Edible Garden

Using your eyes, look for the colors of the rainbow in the Edible Garden. Can you find a red, orange, yellow, purple or blue fruit? Can you observe edible green leaves such as kale, lettuce, parsley? Which fruit or vegetable is your favorite? Feel free to smell and gently touch, but please do not pick or taste!












### GARDEN SCAVENGER HUNT

**Location:** Everywhere

Try to find all the objects on the Garden Scavenger Hunt sheet while walking through the Garden.

# Garden Scavenger Hunt

Look for these items around the Garden today. Can you find all twelve together?

FROG 	BUTTERFLY 	BIRD 
PINK FLOWER 	YELLOW FLOWER 	RED FLOWER 
GRASS 	STICK 	WATER 
ROCK 	LEAF 	TREE 